


Remington.
M887[™]
NITROMAG



**BUILT WITH ARMOR SKIN,
BONES OF STEEL AND A 60-YEAR LEGACY
OF GREATNESS.**

The most durable shotgun on the planet. Born of the gunmaking expertise that brought you the best-selling, most trusted shotgun of all time, the Model 870,[™] the Model 887[™] Nitro Mag is an armor-clad warrior here to carry the torch of our great pump-gun legacy through the most extreme conditions on earth. Our exclusive ArmorLokt[™] process seals the receiver and barrel in a vault of weather-impervious synthetic armor that's both completely rustproof and tough as nails. Similar to the Model 870, its receiver is crafted of solid steel and the barrel is hammer forged to last a lifetime. Twin steel action bars ensure smooth, positive chambering and ejection. And the sleek receiver design, awesome balance and natural pointing characteristics spell trouble for any bird within reach of its 12-gauge 3 1/2" Super Magnum capability. The extremely rugged synthetic stock and fore-end are ergonomically contoured to offer a positive grip and comfortable handling. Swivel studs are built-in.

For 2010, the all-black **Model 887 Nitro Mag** is available with a 26" or 28" barrel, sporting a solid rib and included Modified Rem[™] Choke. The **Model 887 Nitro Mag Waterfowl Camo** is dressed from butt to bore in vivid, high-detail Realtree[®] Advantage[®] MAX-4 HD[™] camo, with a 28" barrel and an extended Over Decoys Rem Choke optimized for non-toxic waterfowl loads. We're also proud to introduce the ultimate knockout one-two for waterfowl and turkey, the **Model 887 Nitro Mag Combo**. It comes with a 22" turkey barrel with HiViz[®] fiber-optic rifle sights and a 28" waterfowl barrel with a HiViz[®] sight. To add to this already astounding offer, Extended Waterfowl and Super Full Turkey Rem Chokes are included. For Bone Collector fans, there's the **Model 887 Nitro Mag Bone Collector Edition** with a 26" barrel and emblazoned with the show's logo. Our new **Model 887 Nitro Mag Tactical** combines supreme toughness and dependability with a handy 18 1/2" barrel, a 2-shot magazine extension and a barrel clamp with integral Picatinny rails for mounting your flashlight or other accessories. It also includes a ported, extended tactical Rem Choke and receiver mounted on Picatinny rail.



ARMORLOKT[™] COATING. All exterior surfaces are locked in a vault of nail-tough polymer armor that's impenetrable to moisture and will never rust. This overmolded construction not only minimizes maintenance, it withstands abrasion and punishment like no other. Consider it full-coverage insurance for anything the season throws at you.

Remington.
ARMORLOKT
TECHNOLOGY



Remington.
ARMORLOKT
 TECHNOLOGY

**MODEL 887™ NITRO MAG
 FEATURES**

- Action design based on the venerable Model 870™ – ultra-smooth and reliable
- Rugged ArmorLokt™ coating totally prevents rust on all exterior surfaces
- SuperCell™ recoil pad reduces the felt recoil up to 54%
- Our softest-shooting pump gun ever
- Awesome balance and natural pointing characteristics
- Handles 12-gauge 2 3/4", 3" and 3 1/2" loads interchangeably
- Rugged synthetic stock and fore-end with specially contoured grip panels
- 28" barrel with solid rib and HiViz® front sight with interchangeable light tubes
- Sling swivel studs built-in
- Includes Modified Rem™ Choke

**S
H
O
T
G
U
N
S**



MODEL 887™ NITRO MAG
 Available in: 12 gauge (2 3/4", 3" and 3 1/2")
 (Order No. 82501)

SuperCell™
 RECOIL PAD



**MODEL 887™ NITRO MAG
 WATERFOWL**
 Available in: 12 gauge (2 3/4", 3" and 3 1/2")
 (Order No. 82502)

SuperCell™
 RECOIL PAD

ADVANTAGE
MAX-4



MODEL 887™ NITRO MAG CAMO COMBO
 Available in: 12 gauge (2 3/4", 3" and 3 1/2")
 (Order No. 82502)

SuperCell™
 RECOIL PAD

MOSSY OAK
BREAK-UP
 FINISH

NEW



**MODEL 887™ NITRO MAG
 BONE COLLECTOR**
 Available in: 12 gauge (2 3/4", 3" and 3 1/2")
 (Order No. 82503)

SuperCell™
 RECOIL PAD

ap
 HD

NEW


**BONE
 COLLECTOR**



**MODEL 887™
 NITRO MAG TACTICAL**
 Available in: 12 gauge (2 3/4", 3" and 3 1/2")
 (Order No. 82540)

SuperCell™
 RECOIL PAD

NEW



Handles 12-gauge
 2 3/4", 3" and 3 1/2"
 loads interchangeably

HiViz® front sight
 with interchangeable
 light tubes

Durable
 synthetic
 stock and
 fore-end with
 specially
 contoured
 grip panels

Designed to
 accept Rem™
 Choke system

28" barrel with
 solid integral rib

ArmorLokt™ coating prevents rust
 on all exterior surfaces

Built-in sling swivel studs

For complete model listings and specifications, see page 99.

MODEL 11-87™ SPORTSMAN®



RUT TO STRUT, IN EVERY STAND, BLIND, FIELD AND CLAYS COURSE BETWEEN.

No matter the season, our Sportsman answers the call with the lethal blend of speed, reliability and smooth operation that have made the Model 11-87™ a standout since its introduction. These are workhorse shotguns, built to our legendary and uncompromising standards for autoloader performance. This year's lineup includes new 12- and 20-gauge field versions; a specialized fully rifled slug gun; all-purpose models in 12 and 20 gauge, black or camo; and a 20-gauge compact model with adjustable length-of-pull system. Truly as timeless and versatile as the American sportsman, the new **Model 11-87™ Sportsman® Field** is a return to the roots of the Remington® semi-automatic shotgun – all-around utility and classic looks for clays, field and upland hunting. It features a handsome, satin-finished walnut stock and fore-end with fleur-di-lis checkering, and is available in 12- and 20-gauge versions with 2 ¾" and 3" capability. The nickel-plated bolt and gold-plated trigger perfectly accent the satin sheen of the barrel and receiver. Barrels are 28" on the 12-gauge model and 26" on the 20-gauge version. Both have a vent rib with dual beads and accept Rem™ Chokes (modified choke included).

Still deer season's MVP, the **Model 11-87 Sportsman ShurShot® Camo Cantilever** combines the extended-range slug accuracy of a fully rifled barrel with the ambidextrous comfort, maneuverability and rock-steady aim of ShurShot pistol-grip stock covered in Realtree® Hardwoods® Grey camo for concealment. The 21" barrel is handy in the wood and is fitted with a cantilever rail for easy scope mounting. With unfailing reliability, superior handling characteristics and breadth of line, the Model 11-87 Sportsman family continues to redefine semi-automatic shotgun performance.

MODEL 11-87™ SPORTSMAN® SUPER MAGNUM



THE QUICKEST & SMOOTHEST IN SUPER MAGNUM STRENGTH.

Its speed, versatility, bone-crushing power and swift pointing characteristics couldn't be topped, so we added a host of upgrades to our Model 11-87™ Sportsman® Super Magnum for 2010 to improve handling, sight acquisition and more. All models now feature rubber overmolded grip panels on the stock and fore-end for a sure hold in all weather conditions and a black padded sling, with other enhancements on individual configurations. These shotguns tame the biggest, baddest, 3 ½" 12-gauge rounds with a soft-shooting action and our revolutionary SuperCell™ recoil pad.

Our new **Model 11-87 Sportsman® Super Magnum Waterfowl** hides right along with you thanks to full Mossy Oak® Duck Blind™ camo coverage. It can be custom-fit to your build, clothing and shooting form; and includes an Adjustable Length of Pull Kit, offering a full 1" of adjustability. The 28" barrel accepts Rem™ Chokes. And the included Wingmaster HD® Specialized Waterfowl choke tubes are a lethal ticket when the birds are cupped and committed. It also comes with HiViz® sights featuring interchangeable light pipes. You'll find the same sights on the 28" vent-rib barrel of our do-all **Model 11-87 Sportsman Super Magnum Synthetic**.

The **Model 11-87 Sportsman ShurShot® Super Magnum Turkey** is the cutting edge in comfort, concealment and precision shot placement, boasting the ambidextrous ShurShot pistol-grip stock and full Realtree® APG™ HD™ coverage. Its 23" barrel has fully adjustable TruGlo® rifle sights and accepts Rem Chokes (Wingmaster HD Turkey Choke included).



MODEL 11-87™ SPORTSMAN® FIELD
Available in: 12 and 20 gauge (2 1/2" and 3")
(Order No. 83700, 83704)



**MODEL 11-87™ SPORTSMAN® FIELD
FEATURES**

- Wood and Satin Blued configuration
- Solid Walnut stock and fore-end with Satin finish and Fleur-di-Lis checkering
- 12 ga. with 28" RC barrel and Mod Choke, 20 ga. with 26" RC barrel and Mod Choke
- Dual bead sights
- Nickel plated bolt and gold trigger



MODEL 11-87™ SPORTSMAN® SHURSHOT® CAMO CANTILEVER
Available in: 12 gauge (2 1/2" and 3")
(Order No. 83602)



MODEL 11-87™ SPORTSMAN® CAMO
Available in: 12 and 20 gauge (2 1/2" and 3")
(Order No. 29895, 29917)




MODEL 11-87™ SPORTSMAN® SYNTHETIC
Available in: 12 and 20 gauge (2 1/2" and 3")
(Order No. 29879, 29881, 29825, 29827)



MODEL 11-87™ SPORTSMAN® COMPACT SYNTHETIC
Available in: 20 gauge (2 1/2" and 3")
(Order No. 83630)

Shown with Adjustable Length-of-Pull Kit attached.

For complete model listings and specifications, see page 99.



Fleur-de-lis checkering complements the satin-finished walnut stock and fore-end to create the classic appeal of some of our time-honored great autoloading shotguns.



**MODEL 11-87™ SPORTSMAN® SUPER MAGNUM WATERFOWL
FEATURES**

- Full camo coverage in Mossy Oak® Duck Blind™ with new overmolded grip panels
- HiViz® vent rib sight with replaceable fiber optics on 28" Rem™ Choke barrels
- Extended waterfowl choke and LOP kit included
- SuperCell™ recoil pad



MODEL 11-87™ SPORTSMAN® SUPER MAG WATERFOWL
Available in: 12 gauge (2 1/2", 3" and 3 1/2")
(Order No. 83617)



MODEL 11-87™ SPORTSMAN® SUPER MAG SYNTHETIC
Available in: 12 gauge (2 1/2", 3" and 3 1/2")
(Order No. 83620)



MODEL 11-87™ SPORTSMAN® SUPER MAG SHURSHOT® TURKEY
Available in: 12 gauge (2 1/2", 3" and 3 1/2")
(Order No. 83616)



NEW
OVERMOLDED GRIPS

For complete model listings and specifications, see page 99.

MODEL SP-10™

SPECIAL PURPOSE



A FAMILY OF PERFECT 10s.

For serious extended-range shotgunners, the Model SP-10™ is the ultimate in lethality – from duck blinds to the turkey woods and everywhere in between. Its 3 1/2" 10-gauge payloads are significantly superior in patterning efficiency to 12-gauge 3 1/2" guns, and even produce less felt recoil. It features a corrosion-resistant gas-operated action in which a small cylinder – not the entire piston – moves, helping dampen rearward force. Ultra-reliable and smooth, it's the only shotgun worthy of the ultimate bird-leveling payload.

Ducks and geese beware: The big gun is now available with the state-of-the-art wetlands concealment – new Mossy Oak® Duck Blind™ camouflage. The **Model SP-10™ Waterfowl** features a 26" Rem™ Choke barrel with a high-visibility fiber-optic sight system, and comes with a full set of three Briley extended specialized waterfowl choke tubes.

Our **Model SP-10 Thumbhole** camo will reach out and bust a tom in grand fashion. Its thumbhole stock, adjustable Williams® fiber-optic Fire Sights™ and handy 23" barrel make it the ultimate gobbler stopper. It's also fully dressed in Mossy Oak® Obsession™ camo.

The **Model SP-10 Magnum Camo** and **Model SP-10 Magnum Satin** come equipped with 26" or 30" vent-rib Rem™ Choke barrels with twin beads and interchangeable Full and Modified Rem™ Chokes. Choose from a Mossy Oak® Obsession or a traditional wood-stocked Satin finish.

TACTICAL SHOTGUNS



ONE OF THE WORLD'S MOST TRUSTED & ACCOMPLISHED TACTICAL TEAMS.

Year after year, rugged ultra-dependable our legendary pump action

Tactical A-TACS® Camo is fully dressed in A-TACS digitized camo that absorbs surrounding light for ultimate concealment in urban environments. It has a quick-pointing 18 1/2" barrel and includes our extended ported Tactical Rem™ Choke. SpeedFeed® IV pistol-grip stock optimizes control and dampens recoil with a SuperCell™ pad. For rapid target acquisition, it features a receiver-mounted, fully adjustable XS® Ghost Ring Sight rail with removable white bead front sight – Picatinny-style rail accepts optics and sight systems as well. This shotgun packs a full 7 rounds of 2 3/4" or 3" 12-gauge firepower with the factory-installed 2-shot extension. The **Model 870™ Express® Tactical with XSR® Ghost Ring Sights** has all the same great features, but with a standard black synthetic stock and fore-end. Both models have drilled and tapped receivers and sling swivel studs.

Our all-new **Model 887™ Nitro Magnum Tactical** pump shotgun features a receiver and barrel fully encased in our exclusive ArmorLok™ coating for rustproof, tough-as-nails dependability. It has an 18 1/2" barrel, factory-installed 2-shot magazine extension and an ergonomically molded black synthetic stock and fore-end. The famous **Model 1100™ Tactical** shotguns come with our standard grip stock or the SpeedFeed IV pistol-grip stocks and a choice of 18" or 22" barrels. They're chambered for 2 3/4" 12 gauge.



**MODEL SP-10™
THUMBHOLE**

Available in: 10 gauge (3 1/2")
(Order No. 81000)



**MODEL SP-10™
MAGNUM CAMO**

Available in: 10 gauge (3 1/2")
(Order No. 24828)



**MODEL SP-10™
MAGNUM SATIN**

Available in: 10 gauge (3 1/2")
(Order No. 24808)



**MODEL SP-10™
WATERFOWL**

Available in: 10 gauge (3 1/2")
(Order No. 81001)



For complete model listings and specifications, see page 99.

F E A T U R E S

- America's most popular gas-operated 10-gauge shotgun
- Awesome 10-gauge power will handle any waterfowl or turkey hunting situation
- Model SP-10 Thumbhole comes with Williams® fiber-optic Fire Sights™ on a 23" barrel
- Camouflage versions fully covered in Mossy Oak® Obsession™ or Duck Blind™
- All come with sling swivels and padded sling



The thumbhole stock redistributes recoil and gives you a rock-solid grip for increased accuracy.



A-TACS

MODEL 870™ EXPRESS® TACTICAL A-TACS® CAMO
with Ghost Ring Sights
Available in: 12 gauge (2 1/2" and 3")
(Order No. 81204)



MODEL 887™ NITRO MAG TACTICAL
Available in: 12 gauge (2 1/2", 3" and 3 1/2")
(Order No. 82540)



MODEL 870™ EXPRESS® TACTICAL with Ghost Ring Sights
Available in: 12 gauge (2 1/2" and 3")
(Order No. 81198)



MODEL 1100™ TAC-4
Available in: 12 gauge (2 1/2")
(Order No. 82801)



The **Tactical Extended Rem™ Choke** is designed for optimum performance and recoil reduction. It also aids in reducing muzzle rise for consistent shot placement.

For complete model listings and specifications, see page 99.

**MODEL 870™ EXPRESS®
TACTICAL A-TACS CAMO**

F E A T U R E S

- Full camo coverage in New Next A-TACS Tactical camo
- 18 1/2" RC barrel and Extended Ported TAC choke
- XS-sights Picatinny rail with integral Ghost-ring sight and front blade sight
- 2-shot extension and barrel clamp with swivel stud attachments
- Speedfeed® IV "Pistol-grip" style stock
- SuperCell™ recoil pad

See page 93 for Tactical Choke Tube and Magazine Extension Kit.

MODEL 870™ WINGMASTER®



**NOT JUST TIMELESS AND DEPENDABLE
THE BEST PUMP SHOTGUN EVER BUILT.**

Sure as autumn arrives, the Model 870™ Wingmaster® rises to meet another day in the upland fields and woods of America. The Model 870 is so smooth and reliable that today – nearly 60 years after its introduction – it's still the standard by which all pump shotguns are measured. With a receiver machined from a solid billet of steel, it is the model of enduring strength. True to its original design, the pump glides with silky surety on two twin action bars for the utmost in positive chambering and ejection. These characteristics, along with its flawless balance and natural pointing qualities, have made the Model 870 the best-selling, most trusted shotgun of all time – of any action type, from any manufacturer. As the most aesthetically refined representative of our prestigious pump-action family, the Model 870 Wingmaster is a true American icon.

Available in 12 gauge 2 3/4" and 3", 20 and 28 gauge, and 410 bore, it has a custom-quality finish and handsome American walnut woodwork. The receiver and barrel are richly blued and highly polished for classic appeal. We also offer a broad selection of barrel and choke options to fit your application.

MODEL 870™ EXPRESS®



**AMERICA'S FAVORITE
PUMP SHOTGUN.**

Its solid, dependable action makes it America's favorite, and our continual upgrades make it the most advanced, well-rounded family of pump shotguns around. Along with continually evolving designs, this shotgun's superiority is a matter of rugged dependability, great pointing characteristics and versatility. In fact, the Model 870™ has been the standard for slide-action performance for 60 years.

Our new **Model 870 Express® Super Magnum Turkey/Waterfowl** is just the dual-purpose bird slayer you've been waiting for. It cycles 2 3/4", 3" and 3 1/2" 12-gauge rounds interchangeably and features full Mossy Oak® Bottomland™ camo coverage that blends into everything from the hardwoods to the flooded timber. A 26" barrel with HiViz® fiber-optics sights makes it ideal for virtually ever turkey hunting or waterfowl situation. Includes Wingmaster HD® Waterfowl and Turkey Extra Full Rem™ Chokes.

The 12-gauge (2 3/4" and 3") **Model 870 Express Turkey Camo** is the freezer-filling Express standard in a specialized design that'll wreck any tom's love life. It has a compact 21" barrel with a Turkey Extra Full Rem™ Choke and HiViz® fiber-optic sights. The stock is dressed to kill in Mossy Oak® Break-Up camo.

Our **Model 870 Express ShurShot® Synthetic Turkey** is optimized for big birds with the revolutionary ShurShot® synthetic pistol-grip stock that's contoured to accommodate both right- and left-handed shooters, while offering a steady-aiming platform that handles like lightning. A 21" barrel adds to its superb maneuverability. Mossy Oak® Obsession coverage on the stock and fore-end keeps you concealed. Includes Turkey Extra Full Rem Choke. With our **Model 870 Express ShurShot Synthetic Fully Rifled Cantilever**, the buck stops way out there. It features the incredible stability and comfort of our ambidextrous ShurShot stock and a 23" fully rifled barrel. Also available in 20 gauge.



MODEL 870™
WINGMASTER®



MODEL 870™ WINGMASTER®

Available in: 12 and 20 gauge (2 3/4" and 3"), 28 gauge (2 1/4"), and .410 bore (3")
(Order No. 26927, 26929, 26947, 26949, 24983, 24991)



FEATURES

- Remarkable reliability and durability
- The smoothest pump action shotgun on the market
- Superior balance, handling and looks
- Points, swings and functions better than anything else in its class
- The highly polished and richly blued receiver is milled from a solid billet of steel for the ultimate in rugged dependability
- A wide array of barrel and choke options make versatility a Wingmaster® hallmark
- Twin-action bars for non-binding action
- Available in standard 12 gauge 2 3/4" and 3", 20, 28 gauge and .410 bore

For complete model listings and specifications, see page 100.



MODEL 870™ EXPRESS® SUPER MAG TURKEY/WATERFOWL

Available in: 12 gauge (2 3/4", 3" and 3 1/2")
(Order No. 81125)



MODEL 870™ EXPRESS®

Available in: 12 and 20 gauge (2 1/2" and 3")
(Order No. 25568, 25569)



MODEL 870™ EXPRESS®
TURKEY CAMO

Available in: 12 gauge (2 3/4" and 3")
(Order No. 25152)



MODEL 870™ EXPRESS®
SHURSHOT® SYNTHETIC TURKEY

Available in: 12 gauge (2 1/2" and 3")
(Order No. 81114)



MODEL 870™ EXPRESS®
SHURSHOT® SYNTHETIC CANTILEVER

Available in: 12 and 20 gauge (2 1/2" and 3")
(Order No. 81118)



MODEL 870™ EXPRESS®
SUPER MAG
TURKEY/WATERFOWL
FEATURES

- 12 gauge, HiViz® vent-rib sight with replaceable fiber optics
- 26" RC barrel with extended Turkey and Waterfowl chokes
- Mossy Oak® Bottomland™ full camo
- Shoots 2 3/4", 3" and 3 1/2" shells
- SuperCell™ recoil pad
- Drilled and tapped receiver



From a solid steel block to roller-bearing smooth. Every Model 870™ receiver is machined from a single block of solid steel for unmatched strength. Just one of the many reasons it's the most proven, popular and reliable shotgun action in the world.

For complete model listings and specifications, see page 100.

MODEL 870™

SPECIAL PURPOSE



PERFECTING THE ART OF FLATTENING BIGGER GAME AT LONGER RANGES.

Introducing the most dependable slide action of all time in three advanced designs that will go the distance with deadly precision, whether your target is the crease behind a buck's shoulder, a wily coyote or a big red head. The **Model 870™ SPS™ Super Magnum Turkey/Predator w/scope** is an all-inclusive, all-camo package put together with devastating implications for birds at extended range and predators that close the distance. Along with the ambidextrous freedom and handling ease of our ShurShot® pistol grip stock with grip-enhancing overmolds, it features a highly maneuverable 20" barrel and a TruGlo® red/green selectable illuminated sight mounted atop its pre-installed Weaver-style rail. It handles 2 ¾", 3" and 3 ½" 12-gauge rounds interchangeably. A black padded sling and Wingmaster HD™ Turkey/Predator Rem™ Choke are included.

Our 12-gauge **Model 870™ SPS™ ShurShot® Synthetic Super Slug** advances deer-leveling technology to farther reaches and smaller group sizes than ever before. The 25 ½" extra-heavy, 1"-diameter barrel is pinned to the receiver to control vibration for rifle-like shot-to-shot consistency. For optimal slug flight, the barrel is a full 25 ½" long and features six Parabolic Ultragon™ rifling grooves with a 1-in-35" twist. You also get the rock-steady aim and awesome control of our ShurShot pistol-grip synthetic stock. Receiver is drilled and tapped with Weaver rail included. Our **Model 870 SPS ShurShot Synthetic Turkey** features our ShurShot synthetic pistol-grip stock and a compact 23" barrel. The fully adjustable TruGlo® fiber-optic sights and an extended Wingmaster HD Turkey Rem Choke maximize pattern placement.

COMPETITION SHOTGUNS



CONFIDENCE IS OFFICIALLY TANGIBLE.

No shotguns have won more titles or are better equipped for the high-volume regimen of today's elite shooters. Prepare to see record scores crushed at a rapid rate by our latest upgrade to the lineup – the new **Model 1100™ Premier Sporting** series. Featuring nickel receivers with intricate fine-line embellishments and gold accents, they're as aesthetically impressive as they are sweet to point and shoot. Gold triggers and a custom Premier Sporting hard case complete the package. The Premier is offered alongside our original **Model 1100 Sporting** shotguns. Both the Model 1100 Sporting and Sporting Premier series offer discriminating shooters 12, 20, 28 and 410 options with semi-fancy American walnut stocks and fore-ends, vent-rib Rem™ Choke barrels and four Briley™ extended chokes as standard equipment.

Our **Model 1100 Competition** is super-tuned for the competitive scene. By overboring the 30" barrel and lengthening the forcing cones, we improved shot-to-shot pattern consistency and made what was one of the softest-recoiling actions in the world even easier on your shoulder. The receiver and all internal parts feature a nickel-Teflon® finish for the smoothest, most reliable cycling ever. It's optimized for 2 ¾" target loads and light field loads. Its optional adjustable comb can be fine-tuned to your shooting preference, and the barrel has a 10mm target-style rib. All these, plus a host of other upgrades, transform an already legendary design into an unstoppable force at the range.

Generations of die-hard competitors have made our **Model 1100 Classic Trap** and famous **Model 870™ Classic Trap** venerable mainstays. From 16s to the very back line, they continue to shoot their way to the top of major events every year.



NEW

MODEL 870™ SPS™ SUPER MAGNUM TURKEY/PREDATOR W/SCOPE

FEATURES

- 12 gauge, 2 3/4", 3" and 3 1/2" chamber
- 20" barrel Turkey/Predator Extended Rem™ Choke included
- ShurShot® pistol grip stock with black overmolded grip panels
- TruGlo® 30mm Red/Green Dot Scope (Model TG8030DB) pre-mounted
- Full Mossy Oak® Obsession™ camo coverage
- Includes padded, quick-attach sling

MODEL 870™ SPS™ SUPER MAGNUM TURKEY/PREDATOR W/SCOPE

Available in: 12 gauge (2 3/4", 3" and 3 1/2")
(Order No. 81062)



NOW WITH OVERMOLDED GRIPS TRUGLO



MODEL 870™ SPS™ SHURSHOT® SYNTHETIC SUPER SLUG

Available in: 12 gauge (2 3/4" and 3")
(Order No. 82101)



MODEL 870™ SPS™ SHURSHOT® SYNTHETIC TURKEY

Available in: 12 gauge (2 3/4", 3" and 3 1/2")
(Order No. 81061)



See pages 92-93 for ShurShot® stocks and Wingmaster HD™ Choke Tubes.

For complete model listings and specifications, see page 101.



MODEL 1100™ PREMIER SPORTING SERIES

Available in: 12, 20, 28 gauge (2 1/2") and 410 bore (3")
(Order No. 82842, 82846, 82854, 82858)

MODEL 1100™ PREMIER SPORTING SERIES

FEATURES

- Nickel-plated receivers with gold inlay
- New fine-line embellishments on receivers
- Gold triggers and gold embellishments on receivers
- Semi-fancy, solid American walnut stocks and fore-ends
- All models will come packaged in a custom Premier Sporting case
- Twin target-style bead sights
- High grade walnut stocks



MODEL 1100™ SPORTING SERIES

Available in: 12, 20, 28 gauge (2 1/2") and 410 bore (3")
(Order No. 25315, 25399, 29583, 29549)



MODEL 1100™ COMPETITION

Available in: 12 gauge (2 1/2")
(Order No. 26919)



MODEL 1100™ CLASSIC TRAP

Available in: 12 gauge (2 1/2")
(Order No. 25333)



MODEL 870™ CLASSIC TRAP

Available in: 12 gauge (2 1/2")
(Order No. 24857)

For complete model listings and specifications, see page 101.



Intricately embellished nickel receiver of Model 1100™ Premier Sporting models.